

TREATMENT OF LANDFILL LEACHATE EFFLUENT BY CHEMICAL COAGULATION AND ELECTROCOAGULATION: WITHOUT CORRECTION OF PH

RABAHI Amel¹, BENCHIKH elhocine Mossab², ARRIS Sihem³

^{1,2,3} Laboratory of engineering and environmental process (LIPE), Faculty of engineering processes, university Constantine3, Constantine, Algeria rabahiamel@yahoo.com

ABSTRACT

The objective of the present study is to see the difference between traditional physicochemical process such as chemical coagulation and electrocoagulation process treating a Landfill Leachate effluent.

As it's known Leachate is difficult to treat to meet to the discharge standards for its variable composition and proportion of refractory materials.

We used Jar test experiments for chemical coagulation, Aluminium sulphate ($Al_2(SO_4)_3 \cdot 10 H_2O$) as a coagulant, we also perform to compare the removal efficiencies of different pollutants as phenol, nitrate and total organic carbon for each method.

Experimental results of electrocoagulation using an aluminum electrode with a current density of $166.6 A/m^2$ and a residence time of 150 min have shown its important removal capacity as total organic carbon and turbidity were 78.24% and 98 % consecutively, who were better than chemical coagulation results.

Furthermore, it can be concluded that the electrocoagulation technique is rapid since the active agents of coagulation are produced as the experiment proceeds.

Key Words: *Landfill Leachate, electrocoagulation, chemical coagulation.*

1. INTRODUCTION

Before Leachate or landfill percolation water is charged bacteriological and especially chemically as mineral and organic substances. It is difficult to predict the composition of leachate as it depends on the type of waste, the amount of rainfall and the stage of degradation reached [1].

As it's known leachate is the major polluting source landfill on the surrounding waters according to their toxicity and dilution .also it's difficult to be treated to satisfy the discharge standards for its variable composition and high proportion of refractory materials [2].

many treatment methods have been examined in the literature to treat leachate, such as biological treatment methods [3], membrane processes[4], advanced oxidation techniques [5], coagulation–flocculation methods [6].

The electrocoagulation (EC) is one of a technique for treating polluted water that has shown its effectiveness in the treatment of certain soluble or colloidal pollutants, such as encountered in Liquid waste containing heavy metals, emulsions, suspensions... [7].

many research interest to treat various types of wastewater by electrocoagulation, their efficiency have been proven as : Wastewater Treatment [8], tannery wastewater pre-treatment [9], treatment of landfill leachate effluent [10,11] and many others. A simple electrocoagulation reactor consists of an anode and a cathode. When a potential is applied from an external power source, the anode material undergoes an oxidation, while the cathode is subjected to reduction of deposition of elemental metals, The electrochemical reactions with M metal as anode can be summarized as follows [12]. The particle velocity drop is proportional to the square of their diameter (Stokes law), it is understandable that it's advantageous to combine two small one to make a big one. when we have colloids and small particles, the operation is called coagulation. in the case of larger particles, we speak about flocculation. These processes are to be regarded as an elementary treatment for many solid-liquid separations such as decanting and flotation, etc [13]. Chemical coagulation is the most commonly treatment process that has been adapted successfully for years such as wastewaters treatment, treat leachate [14], and many others effluents.

2. EXPERIMENTAL METHOD

The experimental it's a comparison between Chemical coagulation (CC) and Electrocoagulation (EC) by measuring COD, TOC removal under the following operating Conditions for both of EC and CC such as temperature 25°C, without correction of pH before treatment.

In the study ,All the experimental analysis was made according to Standard Methods [15].

The Jenway 3505 brand as pH-meter. The total organic carbon (TOC) were measured using a model Sievers innovox laboratory TOC analyzer.

- **Chemical coagulation** :flocculation-coagulation test was conducted on a jar-test,consisting of a series of blade stirrers, the number of six light mounted on a bench. The paddle speed is adjustable and identical with a stirrer to another (wise stir jar Tester brand).The tests were carried out in beakers of 600 ml. The volume of the treated leachate was 500 ml.we used aluminium sulphate ($Al_2(SO_4)_3 \cdot 10 H_2O$) as a coagulant, when adding the coagulant, the stirring speed is set at 100 t /min for 2 minutes. This speed is then reduced to 25 t /min for 30 minutes and settling for 2 hours.
- **Electrocoagulation**: a batch system in laboratory scale was performed to test the leachate treatment efficiency by electrocoagulation Fig. 1, two aluminum plates (size 150×45×2 mm) were used as electrodes, they were immersed in a beaker containing 500ml leachate.The immersed surface of each electrode was 30 cm² and the distance between them is 2 cm, a stirring using a magnetic bar.A digital DC (Electrophoresis power supply,EV 202, 0–220V, 0.0–2.0 A) was used to give an adjusted electricity current to the electrochemical cell.

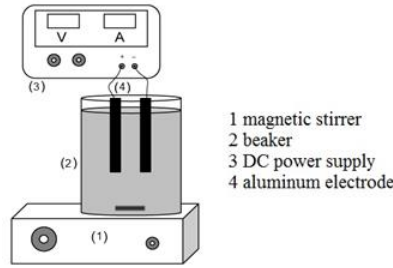


Fig. 1. Experimental set-up.

3. RESULTS

The evolution of the efficiency of the electrocoagulation process at a current density of 166.6 A/m^2 according to the time for different pollutants such as (total organic carbon, inorganic carbon, total carbon and the chemical oxygen demand) is represented in Figure 2.a. it shows that an increase in time causes an increase in process efficiency, where COD has a maximum removal efficiency 61 % after 150 min and TOC 56% after 90 min.

As can be seen in fig. 2. b the efficiency of removal in CC is not important as it is in EC even with higher mass, we have 3.5% of COT removal 7% of COD removal for 48 mg and 40 mg of aluminum added respectively.

COD have a maximum removal efficiency 61 % after 150 min and TOC (56% after 90 min), TC(46% after 120 mi),and IC(39% after 120 min) removal efficiencies respectively.

As can be seen in fig. 2. b the efficiency of removal in CC is not important as it is in EC even with higher mass, we have 3.5% of COT removal 7% of COD removal for 48 mg and 40 mg of aluminum added respectively.

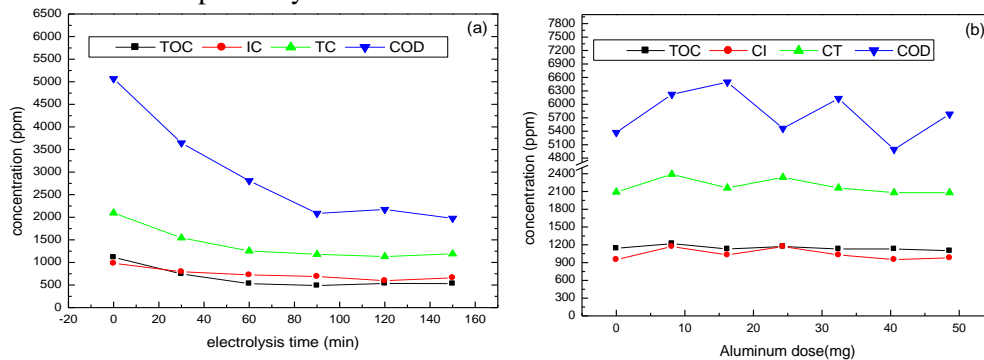


Fig.2. evolution of COD , TOC , TC AND IC

(a) Effect of time on EC

(b) Effect of aluminum dose on CC

The EC has shown a removal efficiency of Phenol, nitrate and nitrite, are respectively 66%, 80% and 63% (fig 3.c), however in CC removal efficiencies are 5% for nitrate and 17% for nitrite and 7 % for phenol (fig.3.d).

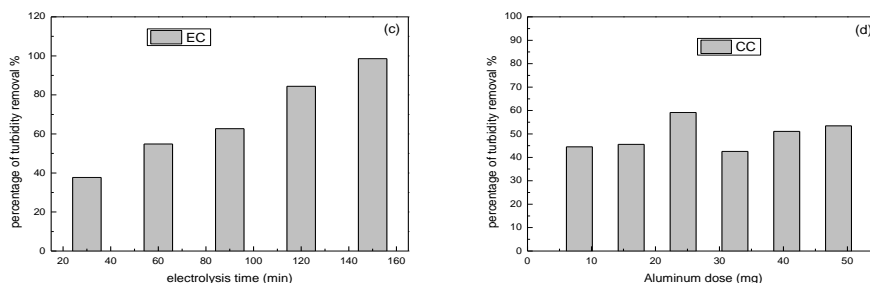


Fig.3. percentage of turbidity removal
(c) Effect of time on EC (d) Effect of coagulant dose on CC

Fig 3.e and fig 4.f showing the percentage of turbidity removal obtained by EC and CC. In CC case the optimum in this series of the coagulant dose is 24.3 mg of Aluminum gives yield of 59%. Thus, for an EC electrolysis time an 150 min gives a yield of 98%, it shows that the removal rate in turbidity increases when electrolysis time increases.

The amount of metal aluminum ion released into solution by electrolytic oxidation of the anode material can be calculated using the following form of Faraday's law: $w = \frac{itM}{zF}$

w is the metal dissolved (g), i is the current (A), t is the contact time(s), M is the molecular weight of Fe or Al, z is the number of electrons involved in the redox reaction ($z_{Al}=3$), and F is the Faraday's constant (96,500 C/mol) [16].

according to Faraday's law, the amount of aluminum released into the solution linearly increase with reaction time.

in the electrocoagulation under the experimental condition of this study, and for 150 min the amount of coagulation released into the system was calculated to be 839.37 mg of aluminum.

4. CONCLUSIONS

Comparative tests of the performance of the electrocoagulation and chemical coagulation, vis-a-vis the evolution of pollutants, has been performed, the process efficiency is evaluated by measuring turbidity, nitrate, nitrite, phenol, COT and COD.

as a first objective, the work shows the interest of the electrocoagulation process for the treatment of leachate collected from CET Constantine, characterized by high levels of pollution.

furthermore in EC and CC the procedure for elimination of the pollution is also different, so that the chemical coagulation usually leads to settling of pollution, electrocoagulation results in settling and also a flotation of pollution by microbubble gas produced at the cathode and the anode.

As a result the comparison of electrocoagulation and chemical coagulation processes used for landfill leachate effluent treatment demonstrated the practical advantage of electrochemical treatment in term effectiveness.

REFERENCES

- [1] S. Renou, J.G. Givaudan, S. Poulain, F. Dirassouyan, P. Moulin, Landfill leachate treatment, review and opportunity, *J. Hazard. Mater.* 150 (2008) 468–493.
- [2] J. Labanowski, V. Pallier, G. Feuillade-Cathalifaud, Study of organic matter during coagulation and electrocoagulation processes, Application to a stabilized landfill leachate. *J. Hazard. Mater.* 2010,179:166-172.
- [3] Ruo He, Xiao-Meng Wei, Bao-Hu Tian, Yao Su, Yu-Lan Lu, Characterization of a joint recirculation of concentrated leachate and leachate to landfills with a microaerobic bioreactor for leachate treatment, *Waste Management*, Volume 46, December 2015, Pages 380-388.
- [4] Izabela Anna Talalaj, Pawel Biedka, Impact of concentrated leachate recirculation on effectiveness of leachate treatment by reverse osmosis, *Ecological Engineering*, Volume 85, December 2015, Pages 185-192.
- [5] Francisca C. Moreira, J. Soler, Amélia Fonseca, Isabel Saraiva, Rui A.R. Boaventura, Enric Brillas, Vítor J.P. Vilar, Electrochemical advanced oxidation processes for sanitary landfill leachate remediation: Evaluation of operational variables, *Applied Catalysis B: Environmental*, Volume 182, March 2016, Pages 161-171.
- [6] Xian Liu, Xiao-Ming Li, Qi Yang, Xiu Yue, Ting-Ting Shen, Wei Zheng, Kun Luo, Yi-Hu Sun, Guang-Ming Zeng, Landfill leachate pretreatment by coagulation–flocculation process using iron-based coagulants: Optimization by response surface methodology, *Chemical Engineering Journal*, Volumes 200–202, 15 August 2012, Pages 39-51.
- [7] Persin F, Rumeau M, Le traitement électrochimique des eaux et des effluents. *Tribune de l'Eau* 3(42), 1989, p45–46.
- [8] Nazih K. Shammam, Marie-Florence Pouet, et Alain Grasmick, flotation technology, *Wastewater Treatment by Electrocoagulation–Flotation*, London, Springer, 2010, p 199-220.
- [9] Ramesh Babur, Bhadrinarayana N, Meera K, Anantharaman N, treatment of tannery wastewater by electrocoagulation, *Journal of the university of chemical technology and metallurgy*, 2007, 42, 2, p 201-206.
- [10] Ilhan F, Kurt U, Apaydin O, Gonullu T, treatment of leachate by electrocoagulation using aluminum and iron electrodes, *hazardous materials*, 2007, 154, p 381-389.
- [11]- F. Bouhezila, M. Hariti, H. Lounici, N. Mameri, Treatment of the OUED SMAR town landfill leachate by an electrochemical reactor, *Desalination* 280 (2011) 347–353.
- [12] Golder A.K., Samanta A.N, Ray S, Removal of Cr³⁺ by electrocoagulation with multiple electrodes: bipolar and monopolar configurations, *J. Hazard. Mater.* 2007,141, p 653–661.
- [13] M.F.Edline, l'épuration physico-chimique des eaux (théorie et technologie), la coagulation et la flocculation, *CEBEDOC*, 1991, p.183-229.
- [14] Nathalie M, Patrick D and al, Comparison between electrocoagulation and chemical precipitation for metals removal from acidic soil leachate *Journal of Hazardous Materials*, 2006, 581–590.
- [15] J. Rodier, L'analyse de l'eau naturelle, eau résiduaires, eau de mer, 8ème Edition, Dunod. Paris, (1996).
- [16] E.A. Vik, D.A. Carlson, A.S. Eikum, E.T. Gjessing, Electrocoagulation of potable water, *Water Res.* 18 (1984) 1355–1360.